



Starlight Express

Starlight Quilters Guild


www.starlightquilters.com

April 2012

Presidents Message

By Kim Cawthon

We're all kind of crazy about our hobby, aren't we? For example, I have a book that tells me where to find quilt shops. It's not enough that I know where to buy fabric when I'm at home and might really need it: I can also look up where to find a shop whenever I travel and buy fabric I might or might not need. Last week, I was in Syracuse NY on business. I got out my magic book and found two quilt shops. I booked a hotel near the airport, but really, it was midway between the two shops. I bought a few yards of fabric and a tool called a Lil Twister. Can't wait to try out the little tool.



I also have a special pair of glasses that I only wear when I sew. With my regular glasses, I can't sew and watch TV. I like to sit in the living room with my husband and do something by hand but I couldn't see the TV. My glasses would be on my head and I'd put them on and off anytime something important happened. Earlier this year, when I went to my eye doctor, I told her my problem and asked if I could get glasses that were clear glass on the bottom and my distance prescription on top. Sure, no problem, custom sewing glasses.

I've managed to get my husband to buy into this madness. Last fall, my husband and I went to a Bass Pro shop. It was shortly after the retreat and I decided I needed a better storage system for my supplies and tools. We went to the fishing department and looked at every tackle box to see how it would work for my quilt supplies. Later we did the same thing at Cabela's. Grady ended up buying me a case from JoAnn's. He took my 50% off coupon and got it for me one day because I was tied up at Jeannie Poore's log cabin workshop. That's like double dipping isn't it? I spend a Saturday at a quilting event, and get a new item for my sewing room.

Does my sewing room count as part of the craziness? A room for just me, my fabric and my sewing machine. I do from time to time use it as my office when I need to work from home or *have to do the taxes*. When my husband first suggested I might like to turn one of the bedrooms into a sewing room, he asked me what I would need in it. I said I'd need the normal things like a table, an office chair and storage space. But apparently I also needed a swivel rocking chair with an ottoman, a 3 disk CD player, a TV and internet service. (Remember, sometimes this space is my

Presidents Message (cont'd)

office.) So there are a few examples of where I may have crossed the line with my quilting hobby. I would like to hear from you. I'm sure you can all top my examples. Send me an e-mail. I'll collect them and put them in the May newsletter. Prove to me that I'm an amateur when it comes to quilting excesses. Send your stories to me at Cawthonk@compassminerals.com.

APRIL SCHOOLHOUSE MEETING

Our April meeting is called "Schoolhouse" because we'll be goin' back to school for some learnin'. There will be 6 techniques taught at the meeting. They are: Pressing, Mitered Borders, Binding, English Paper Piecing, 3D Flowers, and Twilling. Bring paper and pencil if you wish to take notes.



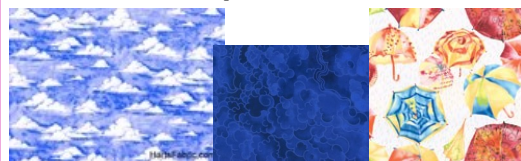
THANKS TO HARPER'S

Thank you Elaine Johnson! Elaine gave the guild a portion of proceeds she made from Nancy Swanwick's Random Access class held at Harper's in February. There were about 15 of us taking the class, and a couple of us already had their quilts done by the March meeting. Wow.



April Fat quarter

April We need Rain



Suzy Scissorhands



Dear SQG Friends,

I have to admit that I haven't had much time to sew lately. See, it's tax time and I told myself that I couldn't do any quilting until my taxes were done and sent. Wish I hadn't done that, but it's for my own good. The problem is that I have all these quilt patterns swimming around in my head and I'm afraid they'll swim upstream and be gone if I don't write them down, draw them out, or start cutting fabric.

I've also been searching the Internet for patterns published in newspapers in the 1930s. We all know that the Kansas City Star was famous for the patterns they published, but other newspapers and magazines published patterns, too. And it is those that I am looking for – ones that were unique, not published in other newspapers. If you know if any, please let me know.

And speaking of the Internet, while looking for patterns I've found several websites with free patterns for fun, ease-to-make items that would be perfect to make for the Quilt Show boutique. In case you aren't aware of some of these websites, here is a list of my favorites:

Allpeoplequilt.com
Quiltingarts.com
Quilting.about.com
Allcrafts.net
Sewing.org

All of the fabric manufacturers offer free quilt patterns on their websites, but they are mostly full size quilts (after all, they want you to buy LOTS of fabric). But here are a couple with small projects:

unitednotions.com/un_main.nsf/funstuff (Moda Fabrics)
robertkaufman.com

So don't just sit there. Start surfin' and sewin'

Until next month,
Happy Quilting
Suzy

Volunteers Needed-

Donna DiNatale

The Kansas City Star is looking for volunteers to help with various events related to Spring Market to be held in Kansas City, **May 17-19**. Special events are planned for daytime hours, evenings, and weekends, and will take place at the new Kansas City Star pavilion at 17th & Grand in Kansas City, Missouri. Events will include a quilt show, open house, reception for quilt market attendees, and other activities. If you are interested in volunteering, please contact Donna di Natale at dina-tale@att.net

To Sew Successfully, Part IV.

Plan for Sewing Time

This month we continue on our adventure into sewing successfully circa 1949, courtesy of the Singer Sewing Book. While the advice may still be good, life just isn't like it used to be.

"Make an appointment with yourself to sew, just as you would with your hairdresser, or with a neighbor to go shopping." Oh sure, that sounds easy, but we know it's not.

"If your intimates enjoy sewing, invite them to come and sew with you from 2 to 5 on a Wednesday, or perhaps for an evening each week." Right, like you and your "intimates" have nothing else to do on Wednesday afternoon. Of course, this was written back when women stayed home to take care of the kids, clean house, and cook meals. And my intimates? That is what I call those things in the top drawer of my bureau. Am I supposed to invite them to sew?

"Do not spend your time planning refreshments, but insist that each bring sewing to do." What, no refreshments? You expect me to take an afternoon or an evening off and then not provide food or drink. Who are you kidding?

"On the days when you are sewing, make the dessert in the morning; plan a quick-to-get dinner so that your afternoon can be given to the full enjoyment of sewing." Dessert? What dessert? We don't need no stinkin' dessert! And a "quick-to-get dinner is pizza delivered to the door. Right? How difficult can that be?

"Plan what you are to make ahead of time. Keep a notebook and jot down in it what findings or trimmings you need for each thing...Pin a scrap of the fabric to a page in your notebook. When you buy a piece of material, take a snip of fabric to use in matching the color of threads, bindings and..." Okay, this one I can relate to. This is a helpful tip that time hasn't and can't change. Buy one of those cute, fancy little notepads that fit nicely into your purse (along with everything else that you own). One with a spiral binding works best. Tape or staple fabric pieces to a page and write down which project you are using it for. Then put it back in your purse. That way you will have it the next time you go to the quilt shop looking for other fabric to go with it. If you want to be really organized, cut off the part of the selvedge edge that contains the name and number of the fabric line and the manufacturer. If nothing else, you'll impress everyone at the quilt shop.

Condolences-

Susan Stevenson, good friend of Sheila Lynch called regarding the passing of Sheila's husband (and Susan's colleague) John W T Lynch. A public memorial was held on the UCM campus (Warrensburg) Thursday, March 29.

May Sew In

Saturday, May 5 9:00 – 3:00
Rosewood Place Apartments 8500 Pflumm

Bring your own sewing machines and projects. We will provide irons, ironing boards, power cords, and extension cords. You are welcome to come whenever you want to, and bring a sack lunch, or a snack. No need to register, and it's free!

Parking Instructions – Turn at the top of the hill on Pflumm. The meeting room is on the lowest walk out level on the west side in the middle. After you unload your sewing machine, please move your car to the visitor's parking area.

Informal Workshop during the Sew In On Outline Stitching (Redwork).

Bring a thimble & an embroidery hoop (if you have one). Embroidery floss, needles, fabric with pattern provided. No need to register and no fee.

Linda Clatterbuck will demonstrate the embroidery stitches, stem stitch and back stitch, that are commonly used in redwork.

From 9:30 – 10:30, but Linda will be there all morning and can show you at any time.

Next Workshop Saturday, June 9 Easy Appliqué with Jean Turvey

Dear Interested Parties -

Shirley Lewis

Due to circumstances beyond our control, our May speaker, Barbara Jones of QuiltSoup, is unable to be here in May. However, we have a wonderful replacement. Jenifer Dick will be presenting a program called "You Don't Have to Follow the Pattern".

Jenifer is a local artist who has published several books, her latest being "Quilt Retro". She is an editor of quilt books for Kansas City Star Books. You can follow her on her blog at 42quilts.blogspot.com, or on Facebook at www.facebook.com/42Quilts. She lives in Harrisonville with her husband and three children, so she is a VERY busy quilter!

Tip-

A small embroidery floss container is perfect for storing sewing machine needles. You can store a different size in each compartment so it's easy to find the one you need.

Fons & Porter Love of Quilting, May/June 2012

Project Linus

Lea Robrahn, Mary Funk



Last month, Lyn Heilman of Quilted Memories generously donated a roll of Hobbs batting to Project Linus. That's enough batting for up to 50 Project Linus blankets! Thank you, Lyn! Stop by Quilted Memories to purchase wide backing, batting and other longarm quilting supplies. She also sells and rents time on Nolting longarms. Quilted Memories is located in downtown Overland Park, 7913 Santa Fe Drive, right across from our other favorite store, and Project Linus work night provider, Harper's. Quilted Memories also sold me another roll of the same batting, so we're set for batting for up to 100 quilts.

You all have donated 205 blankets to Project Linus. That's only in the first three months of the year. Let's keep that pace going!


Keep bringing in those Best Choice labels, too, which our area coordinator turns in for cash, then uses to purchase labels for the blankets.

REMEMBER -- Kits are available at all meetings. Batting for the kits will be available, too. Contact me if you need more than just once piece, so I can bring enough.

The children are waiting.

Notes from the Library Corner-

Have you started planning your Still Life quilt? Want to give it a little pizzazz? How about some embellishments—there are several books in the library that could give you ideas. "A Gathered Garden" by Carol Armstrong offers several ways to make 3-dimensional flowers.



"Romancing Ribbons Into Flowers" by Elly Sienkiewicz carries the idea further by using silk ribbon to create a variety of floral arrangements. What about some embroidery or a little chenille for dimension? Would you like to dye your own fabric to get just the effect you want? Maybe a little foundation piecing or elements from crazy quilting will give it that something extra. The library may have just what you need.

Tip-

Looking for way to organize your sewing tools to make them handy and in one place and maybe have them organized to take to a "sew day" or class. Try this tool organizer found at Home Depot online.



2012 Quilt Show Update-

Janice Craig, Kim Cawthon

There is not much new to report regarding the quilt show, so here is a reminder about the details as we know them so far:

We're calling this year's Quilt Show "Every Quilt is a Gift". This name ties in with the theme of our beautiful Opportunity Quilt. If you didn't get to see it at the last meeting, it's a very glittery holiday themed quilt and each block is a gift. We hope it will be very popular and everyone will want to buy chances to own it.

We are still waiting for the Chiefs football schedule to come out. Bishop Miede would like to have an open house on the weekend of October 13 & 14 which is when we would also like to have our Quilt Show. If there is a noon football game, I think they will allow us to have these dates. If there is not a noon football game, we will have to pick another weekend. The schedule is due to come out mid-April. We'll confirm dates as soon as possible. We're still considering other spaces, please let us know if you have any ideas. We need 3,000 to 5,000 square feet and the rental budget is \$1200.

Lastly, at the 2012 show, we're planning to feature our own members who may have published their quilting talents somehow. When we say "published" we mean that you've printed a pattern, or had your work shown in a magazine or a book. The guidelines are fairly loose, but space is limited and we want to see your actual published work in person. So we're asking eight members to submit 2 samples for the quilt show. It's possible we may only have room for one, so please be understanding with us. If you want to participate, please contact Kim Cawthon (913-449-3914) or Janice Craig (913-660-3645). The featured quilters group is still wide open.

Spring Fling Retreat-

May 4-6, 2012. There are still 3 spots available for our second annual Spring Fling Retreat at the beautiful Cedar Crest Lodge in Pleasanton, KS on the weekend of May 4-6, 2012. ([http:// www.cedarcrestlodge.com](http://www.cedarcrestlodge.com)). Cost will be \$179/person (2 per room: 1Q and 1T); single person in a room is \$275. This cost includes room on Friday and Saturday night, six meals (Friday dinner through Sunday lunch), and your own personal sewing spot. Full payment due by the April Guild meeting. Contact Donna Holloway (913 402 7559; DON-NALHOLLOWAY@yahoo.com) if you have any questions!

The **Fall SQG Retreat** will be at The Barn in Valley Falls, Kansas, September 14-16, 2012. Details regarding cost and payment will be available in May.

Quilters Wisdom

When friends talk quilts, I go to pieces

Boutique-

Peggy Skaith

Keep those projects coming! This summer we hope to have a sewing day for boutique items in conjunction with our regular sewing days. I have materials that I'd like to use to build some kits and would love help in putting them together. Hold on to your quilting magazines, patterns and books, fabric and notions, and yarn creations! I will miss the April meeting but will be back in May to gather up your items. Again, thank you all so much for your generosity! Peggy Skaith, especialyquilts@att.net or 913-341-0525.

Quilts of Valor-

Peggy Skaith

Many of you have heard of the Quilts of Valor Foundation, a national organization whose purpose is to cover our soldiers. The local QOV group, which has been an extension of the Blue Valley Quilters' guild, is expanding. They are now the Kansas City Quilts of Valor group. On facebook you can access them at KCQOV Bee. There is always a need for quilt top sewers and longarmers, as well as donations to cover the cost of batting, fabric, and shipping. If you'd like to help contact Peggy Skaith at especialyquilts@att.net or 913-341-0525; or Nikki McDonald at nkiblueeyes@me.com

Do you have a Birthday This Month?

Well, Happy Birthday! Please bring a snack or dessert for the Hospitality Table to share. Fellow SQG members will be deliriously happy to share your goodies! No doubt someone will beg for your recipe. This month's birthdays are:

Karen Boyd
Marsha Reeves
Louella Roemer
Karen Vertin
Arlis Wickstrom



Please Help the Birthday Ladies celebrate their birthdays. If you have a December birthday maybe you could provide a snack or dessert .

WELCOME NEW MEMBERS

Jill Chittum
Carolyn Spohn
March Attendance

Members	87
New members	2
Guest	6
Total	95



2012 Events Calendar

April 24– Schoolhouse

May 5 -Sew In , 9AM-3 PM

May 22– **Jenifer Dick** , "You Don't Have to Follow the Pattern"

June 9 -Easy Appliqué Workshop with Jean Turvey

June 16– Perry Sew day

June 26– **Vicky Lawrence**, *Trunk Show*

July 24– **Donna DiNatale**, *Confessions of a Quiltaholic*

August 4– *Perry Sew Day*

August 28- **Bea Oglesby**, *It's Never Too Late*

September 14-16– Fall Retreat, The Barn, Valley Falls, Kansas

September 25– **Bingo**

October 23-**Barb Eikmeier**, *When This You See Remember Me*

November 27– **Su Bunch of Piece Keepers**, *Keeping the Piece—The Sixteen elements of a Blended Quilt* (\$5.00 for nonmembers)

Communications-

Let us know of any concerns, deaths, triumphs, or if someone needs help with something. This way we know what is going on with our fellow members and can send cards, etc. Contact one of these members:

- Rosie Brinker---913-268-8819 or rosie474@aol.com
- Shirley Lewis---913-722-5486 or sll849@aol.com
- Barbara DeMack---913-485-3966 or barb-stoys4u@hotmail.com



"FIND US ON FACEBOOK" <http://www.facebook.com/group.php?gid=106359079270>

Fabricologist Resource Center

...Now doesn't that sound better than "fabric stash"

Advertisements

FREE! Post your AD HERE! If you are a guild member in good standing and would like to run your **FREE** ad, send your information to the newsletter editor. See back page for details.

Machine Quilting by Karen - Let me help you with your quilting! 913-638-4625 Karen Huffman Quilts up to 52 inches in width\

Machine Quilting. Custom Quilting by Peggy Skaith. especiallyquilts@att.net or 913-341-0525

Machine Quilting by Julia Day. Is your piecing ready to transform? Call for your consultation today



Starlight E-site—the Yahoo Group

---Lea Robrahn
Starlight E-Site is an online club where Starlight members get together to share photos, links, documents or files,

and have a message board to post items of interest. It sounds more complicated than it is. You can elect to read all information on the E-Site, which leaves your inbox less cluttered.


To join:

1. Send an email message to Lea Robrahn (remove spaces) leannieq@hotmail.com
2. You'll than be sent an invitation from Starlight E-Site

Blog-

For those of you who are interested in quilts, especially old quilts, Donna DiNatale has started a new blog that will talk about some of her quilts. She will include information about collecting and caring for quilts, old and new. She'd love to have you follow along and provide comments. Here is the link: <http://heartlandquilts.blogspot.com/>





Membership In-

formation: 2012 Membership, New or Renewal, \$25.00. Your annual dues bring the newsletter chocked full of information and

news of upcoming events to your e-mail or home; provide a lending library of quilting books available to members; and other benefits too numerous to mention!

Newsletter Deadline:

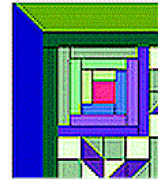
Articles are due the 5th of the month. E-mail your article to Margaret Welch mwelch5@kc.rr.om (913-432-4515) and LueAnne Christensen at lueanne@gmail.com (913-593-3964)



NEXT SQG MEET-

ING! Tuesday, April 24, 2012 6:30 PM—Meet friends, gobble some goodies, bring some boutique items or tickets, sign up to volunteer!

7:00 PM— Schoolhouse



Meeting Date and Time:

Monthly guild meetings are held 6:30-9:00 PM every 4th Tuesday, January-October at **Countryside Christian Church, 6101 Nall, Mission, KS**. The November meeting date is determined each year based on the Thanksgiving holiday. There is no December meeting.

Meeting Cancellation:

SQG meetings will be canceled if the Shawnee Mission School District cancels classes. Monitor announcements on TV and radio when bad weather threatens.

Remember to bring:

- Nametag
- Show and Tell
- Library Books
- Goodies (if it is your Birthday)
- Fat Quarter (see list)



Changes: If you have moved, changed your name, e-mail address or telephone numbers (home, work, or cell), please bring them with you to the next guild meeting or mail them to Starlight Quilters Guild, PO Box 9362, Shawnee Mission, KS 66201

Starlight Quilters Guild
P.O. Box 9362
Shawnee Mission, KS 66201-2062
www.starlightquilters.com