



Starlight Express

Starlight Quilters Guild

www.starlightquilters.com

President's Message-

By Connie Flagler

Hi everyone!

Are you all ready for fat quarter bingo? The fat quarters are listed in the newsletter and on the little card that was made available at the beginning of the year. Bring your friends! We hope to have a lot of winners and the rest of us will drown our sorrows in chocolate!


The trip to Columbia was uneventful as my husband got really sick and didn't do much of anything. However, Fran Garrett and I made a Bianchi t-shirt quilt and we made \$300 dollars for a local family. I went to the Appletree Memorial Day retreat and picked up a couple of quilts and made 4 more. I felt like I got a lot done in 3 days time. We had friends come up and spend the weekend so the boys visited and Marilyn Gussman (one of our new members) and I sewed. It's always good to get home. My seeds have sprouted and hopefully we will have some vegetables this year. I want to try Lasagna Gardening next year in my new raised beds. Thank you AGAIN Donna for pinch hitting for me at the last meeting. You only thought it was a one year term. I promise I won't do it to you again this year. Congratulations to Donna! The book she edited for Eudora went to press this week! According to the girls there she more than edited. They said they gave her all the stuff and she made a book out of it. I can't wait to get a copy. I am looking forward to the next meeting. See you there.



Tip-

When working with fusible web, slide a paper grocery bag over your ironing board to protect the cover. Cut the bottom

out of the bag to make it slide on easily. As you work, rotate the bag to position a clean area at the top.



Upcoming Workshops

August 28: School house Workshop (Community of Christ Church on Mission Road)

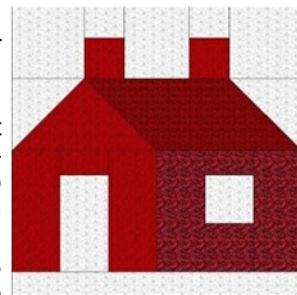
It's back to school time for both new and experienced quilters. This workshop will consist of four sessions that will show you how to transform your completed quilt top into a finished quilt, right in the comfort of your own home. The school sessions will run from 9:00 am to 12:00 noon and we will have an open sew from noon until 4:00 pm so you can practice your new skills. Cost of the School House Workshop is **\$20 per person**. Sign up and pay at the July meeting.

Lesson 1: How to put your quilt layers together to make a perfect sandwich.

Lesson 2: How to do free motion quilting on your home sewing machine using a walking foot.

Lesson 3: How to do free motion quilting on your home sewing machine without a walking foot.

Lesson 4: Quick and easy binding.



September 23: Post Cards (Countryside Christian Church)

Use your fabric scraps and imagination to make postcards to send to friends and family. Deb Rowden will show you how in this workshop, which will be held in conjunction with our

September quilting bee. Cost is **\$10 per person** and will include materials to make 2 postcards. Please bring your scissors for cutting fabric. Fusible fabrics will be provided or you can bring your own fabrics. Bring your sewing machine if you want to quilt your postcards during the workshop. This is a great project for birthday cards, get well cards, and Christmas cards. Earn a **Boutique Buck*** for every postcard donated to the Quilt Show Boutique. Sign up during the August meeting.

***Boutique Bucks:** one Boutique Buck will be given for each postcard donated. Use your Boutique Bucks to purchase items from the Boutique Shop at the quilt show in October.



June Program- Bingo! Bingo! Bingo!

It's time for Fat Quarter Bingo. Mark your calendar and come join in on the fun at our June 22nd guild meeting! Here is how it works:

- Bring: four quilt shop quality fat quarters (one each of Plain Jane/Jo's Little Women/Toile/Delft Blue OR Ball/Doll/Small/Crawl themes). If you don't have your fat quarters, you can pay \$11.00 instead...plus the cost of your cards.
- Pay: \$5.00 for two bingo cards, no limit.
- Only one win per card. Turn your winning card in as you pick your prize of 8 fat quarters. Leave all other cards intact, as we will continue and have multiple winners per game.

When playing ends, turn in all of your cards and we'll have a break. Then we'll play a special BLACKOUT BINGO. Everyone will need to pay again, \$5 per card. The winner gets a Tula Pink "Nest" quilt kit and Quilt Sampler magazine donated by The Quilt Shoppe, Stewartsville, Mo. **Proceeds from Fat Quarter Bingo support the guild's educational speakers, programs, and events**



History of Bingo-

The game of bingo can be traced back to a [lottery](#) game called "Lo Giuoco del Lotto d'Italia" played in [Italy](#) in c.1530. By the eighteenth century, the game had matured, and in France, playing cards, tokens, the reading out of numbers had been added to the game. In the nineteenth century, Bingo was widely used in Germany for educational purposes to teach children spelling, animal names, and [multiplication tables](#). At a [traveling carnival](#) near Atlanta in 1929, [Beano](#) was being played with dried beans, a rubber stamp, and card-board sheets. [Edwin Lowe](#), was watching this game and noticed how engaged the players were. Lowe took the idea with him to New York where he introduced the game to his friends. He conducted bingo games similar to the ones he had witnessed, using dried beans, a rubber numbering stamp and card board. His friends loved the game. It is said that one of his players made bingo history when he was so excited to have won that he yelled out "Bingo" instead of "Beano." The Lowe Bingo Game had two versions; the first a 12-card set for \$1.00, the second a \$2.00 set with 24 cards. Bingo was a wild success. By the 1940s Bingo games were all over the country. Lowe had many competitors and all he asked was that they pay \$1.00 a year to conduct the games and to use the name Bingo.

Guild Retreat -

By Carol Cleary

There are 11 spots remaining for our retreat at 'The Barn' in Valley Falls, KS. This is a great way to meet members of our guild and learn from them. It's also a great way to focus on one project for two days! There's great food and lots of fun. Consider joining us Sept 17-19. Cost is \$185 per person with two people in a room or \$175 per person with three or more people in a room. See Carol Cleary or Jacki Stoaks at the next meeting to sign up



Bus Trip Information -

By Jackie Evans

Let's **FILL THE BUS** and go to the **Quilt Show in Wichita** on Sat. June 26. We will leave from the HyVee on Martway near the Target on Metcalf at 6:30am and return around 8 - 8:30 pm. We are charging \$45 but **IF THE BUS FILLS UP YOUR ADMISSION TO THE SHOW WILL BE PAID AS PART OF THE \$45.** We will take a break each way. Plan on supper at Jason's Deli in Wichita. Please call Jackie Evans at 816-590-0763 to make arrangements and reserve your seat for a great day with a great bunch of quilters.



TOP TEN 2010 QUILT SHOW HINTS

By Jan Ketchum

1. Lots of beautiful quilts
2. Up to 10 vendors
3. Saturday and Sunday silent auction
4. Voting for your favorite beautiful quilt
5. Original 1982 Starlight Guild's quilt
6. 30th Anniversary display
7. Antique Doll furniture and quilts display
8. Opportunity quilt display
9. Bake sale and Boutique'
10. Beautiful antique quilts



Jo Morton Is Coming to Kansas City

Lecture
 Tuesday July 27 7:00 p.m.
 Countryside Christian Church,
 6101 Nall, Mission, KS
 Sponsored by Starlight Quilters Guild
 \$5 admission for non-members


Two Different Workshops \$55 each (optional \$10 lunch)

<p>Wednesday, July 28 10:00-4:00 Prairie Point Quilts 7341 Quivira Road Shawnee, KS To register call 913-268-3333</p>	<p>Thursday, July 29 10:00-4:00 Harper's Fabric and Quilts 7918 Santa Fe Drive Overland Park, KS 913-648-2739 Harpersfabricandquilt.com</p>
----------------------------------------------------------------------------------------------------------------------------------------------------------------------------------------------	-----------------------------------------------------------------------------------------------------------------------------------------------------------------------------------------------------------------------------------------------------------

Fat Quarter Fantasies-

By Cheryl Tomsom

Fat quarter Bingo is coming up this month and we can begin to dream about what we'll do with our prize. Even if we aren't one of the lucky winners, all of us have a quantity of fat quarters stashed away. They come in a multitude of patterns and colors, in preselected bundles or tempting arrays of singles—who can resist those cute novelty prints or brilliant batiks? Surely they'll fit right in with other items in our stash, or be just the inspiration we need to start that new lap quilt. Fat quarters can be used in many quilt patterns, but the library has at least two books devoted specifically to the use of them. "Fat Quarter Quilts" by M'Liss Rae Hawley has a fine selection of patchwork ideas, most using a combination of six fat quarters. If appliqué is your delight, check out "Fat Quarter Fancywork" by Menaugh, Brackman, and Ralston. Whatever your preference, come browse the library selections and be ready to shout BINGO!



Charm Square Project-

By Kristi Orr

Two people forgot to bring their polka dot 5 inch squares to the May meeting. So everybody who signed up for the polka dots, see Kristi at the June meeting to pick up their extra squares.

Remember to also sign up if you would like to participate in the **batik** exchange in July. Kristi will announce at the end of the June meeting how much yardage you will need to purchase in order to have the correct number of charm squares in July.



Quilt display case-

By Lisa Souza and Cheryl Diebold



Remember to buy your opportunity tickets to win this lovely quilt display chest (the quilts in the chest will not be part of the drawing-Display only). The chest itself is beautiful and it will be filled full of lots of fun quilting items. See Lisa or Cheryl at the guild meetings. Drawing for the chest will take place at the August meeting. Tickets are \$1.00 each or 6 tickets (opportunity to win) for \$5.00.

Let's go surfing....

By Bernadine Farrow



Get your gear in order-computer, key board, mouse, cool drink...

Sit down in a comfortable chair, and let's hit the waves...

First wave should be to the guild's web site: <http://www.starlightquilters.com/>

After riding that wave for awhile, zip over to the "Links to area quilt shops" and see what is happening locally, then to the "Your favorite web sites" and check out some neat sites, maybe do some shopping...

All those places will probably lead to other sites and soon you'll be surfing all over the web.

When you reach the shore, take a break, relax on the beach (or deck), then get busy and do some quilting!

May Speaker- Libby Wallis

"Every quilt has a story", words spoken by our speaker at the May meeting. Bright pastels come from either the 30's or 40's. 40's fabric usually has more white in the background. She showed us several of her quilt finds that she has collected over the years. The dress she wore is one that was given to her and is reminiscent of bygone years.

Her own research uncovers the stories behind the quilts in The Lib-Quilts Collection and gives them voice. She has presented programs to quilting guilds in Nebraska, Kansas, Oklahoma, Arkansas and Missouri.

LibQuilts Collection, specializes in vintage quilts and comforters dating from the 1880's to the 1980's. The collection is strong in two color quilts pieced in block format as well as planned scrap quilts in block format. Many bear strong resemblance to the patterns published by mid-western sources from the 1920's thru the 1960's including Kansas City Star, Capper's Weekly, Ladies Art Circle, Aunt Martha's and Mrs. Danner. The collection also includes silk, cotton, and wool crazy quilts and wool log cabin quilts.



May Attendance-

By Marilyn Carr

Members Present	83
Guest	3
Total	86

*Quilters Wisdom:
Stitch away your stresses.*



Charm Square Cutting Tip


I have been cutting "charms" (only ONE of a shape), and have discovered that I can avoid the large "overcut" of the rotary cutter by switching to the *TINY* 18 mm rotary cutter for the corners. The blade is SO small that it does not OVER-BITE (and ruin) the uncut fabric. Often, for the main cut, I still use the larger cutter, but switch to the 18 mm size JUST for the corner.



JUNE BLOCK OF THE MONTH

Bug Jar Block

The other day I saw my first lightening bug of the season. When I was a little girl I loved to catch lightening bugs in a jar to make a "lantern". For this month's Bug Jar Block use a solid color for the background and fill your jar with whatever your heart desires . You don't have to use bugs. You can fill your jar with candy, animals, flowers, marbles, etc. Use Asian print fabric to "fill your jar" and you have a beautiful Chinese Lantern block. This pattern makes a 6" block with a square jar. Just add extra length to pieces D and E if you want a longer jar.



A = 1.5"H x 6.5"W rectangle

B = 1.0"H x 1.5"W rectangle; cut 2

C = 1 1/8"H x 3.0"W rectangle

D = 4.5"H x 1.5"W rectangle; cut 2

E = 4.5" x 4.5" square.

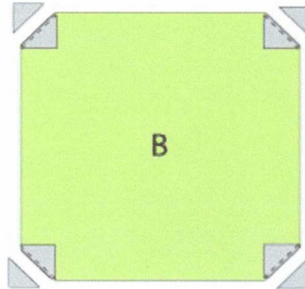
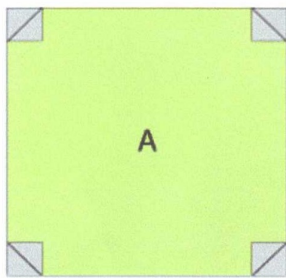
F = 1 7/8" square; cut 2.*

G = 7/8"H x 6.5" W


See further instructions next page

June Block of the Month (cont.)

*Sew and Flip small squares to corners of large square.



Place square F in corners of piece E, right sides together. Sew diagonally across F. Trim seam to 1/4". Flip corners up to right side. Press.



Do you have a Birthday This Month

Well, Happy Birthday! Please bring a snack or dessert for the Hospitality Table to share. Fellow SQG members will be deliriously happy to share your goodies! No doubt someone will beg for your recipe. This month's birthdays are:

Kim Cawthon
Cheryl Diebold
Sandy Fey
Jan Ketchum
Kathy Limpic
Genise Luecke
Patty Morgan
Terri Oberle
Jeanne Poore
Freda Smith
Debbie Tate
Alex Thompson
Beverly True




Northland Needlers Quilt Show Sept. 17-18, 2010
"Harvest of Holidays" theme
Gashland Presbyterian Church
8029 N Oak Trafficway
Kansas City MO

Quilts on display, quilts and quilted items for sale, vendors, AQS Certified Quilt Appraiser Ann Hazelwood, and more!

Read all about it at NNQS.webs.com

Thank you Quilt Holders

Thank you to the members who helped hold quilts at the May meeting. They are:
Parthena Wollen
Donna DiNatale
Karen Moore
Arline Eberhart
Jean Patchen



Perfect Attendance 2009 SQG-

The ladies pictured below have attained perfect attendance in 2009 to the guild meetings:

Lois Bozarth
Carol Cleary
Terri Oberle
Carol Tomsom

Opal Yarnell
Marilyn Carr
Lisa Souza



2010 Events Calendar

June 19— Open sew
Perry American Legion,
Perry, Kansas. 10 AM-
10PM. \$10/person

June 22---Fat Quarter
Bingo

July 27--- **Jo Morton**,
Making Something New
That Looks Like Olde.
\$5 for non-members

August 24---**Deb Row-**
den, Making Memories


September 28----Quilting Bee and Quilted Postcard
Workshop

September 17-19---SQG Retreat, The Barn

October 9 & 10-- SQG Quilt Show-" Everything Old
is New Again"

October 26---**Kathy Delaney**, It I'm the Appliqué
Queen, Where is My Crown?

November 16---**Caroline Searles**, Closets, Shelves,
Trunks, and Under the Bed



Communications-

Let us know of any concerns, deaths, triumphs, or if someone needs help with something. This way we know what is going on with our fellow members and can send cards, etc. Contact one of these members:

- Rosie Brinker---913-268-8819 or rosie474@aol.com
- Shirley Lewis---913-722-5486 or sll849@aol.com
- Barbara DeMack---913-485-3966 or barb-stoys4u@hotmail.com



Blog-

For those of you who are interested in quilts, especially old quilts, Donna Di-Nalale has started a new blog that will talk about some of her quilts. She will include information about collecting and caring for quilts, old and new. She'd love to have you follow along and provide comments. Here is the link: <http://heartlandquilts.blogspot.com/>



Advertisements

FREE! Post your AD HERE! If you are a guild member in good standing and would like to run your **FREE** ad, send your information to the newsletter editor. See back page for details.

Pieces in Plaid Quilting by Lynne Zeh. A professional full service quilter for 6 years. Located in Lenexa, KS.

Machine Quilting. Let's make your quilt special! Machine quilting; traditional or contemporary, simple or custom. Peggy Skaith 913-341-0525 or Especially-Quilts@att.net

Machine Quilting. Call Lea Robrahn

Machine Quilting by Julia Day. Is your piecing ready to transform? Call for your consultation today.



Starlight E-site—the Yahoo Group

---Lea Robrahn
Starlight E-Site is an online club where Starlight members get together to share photos, links, documents or files, and have a message board to post items of interest.

It sounds more complicated than it is. You can elect to read all information on the E-Site, which leaves your inbox less cluttered.

To join:

1. Send an email message to Lea Robrahn (remove spaces) leannieq@hotmail.com
2. You'll then be sent an invitation from Starlight E-Site
3. Join.

"FIND US ON FACEBOOK" <http://www.facebook.com/group.php?gid=106359079270>

TIP- Tape a used rotary cutter blade to a flat piece of cardboard with masking tape or duct tape before discarding so no one will be hurt digging through the trash



Membership Information:

2010 Membership, New or Renewal, \$25.00. Your annual dues bring the newsletter chocked

full of information and news of upcoming events to your e-mail or home; provide a lending library of quilting books available to members; and other benefits too numerous to mention!

Meeting Date and Time:

Monthly guild meetings are held 6:30-9:00 PM every 4th Tuesday, January-October at **Countryside Christian Church, 6101 Nall, Mission, KS**. The November meeting date is determined each year based on the Thanksgiving holiday. There is no December meeting.



Changes: If you have moved, changed your name, e-mail address or telephone numbers (home, work, or cell), please bring them with you to the next guild meeting or mail them to Starlight Quilters Guild, PO Box 9362, Shawnee Mission, KS 66201

Newsletter Deadline:

Articles are due the 5th of the month. E-mail your article to Margaret Welch at mwelch5@kc.rr.com (913-432-4515) .



Meeting Cancellation:

SQG meetings will be canceled if the Shawnee Mission School District cancels classes. Monitor announcements on TV and radio when bad weather threatens.

NEXT SQG MEETING!

Tuesday, June 22, 2010 6:30 PM—Meet friends, gobble some goodies, bring some boutique items or tickets, sign up to volunteer!

7:00 PM—Fat Quarter Bingo



Remember to bring:

- Nametag
- Show and Tell
- Library Books
- Goodies (if it is your Birthday)
- Fat Quarter (see list)

Starlight Quilters Guild
P.O. Box 9362
Shawnee Mission, KS 66201-2062
www.starlightquilters.com